

ExamBoosts

Pass Your Next Certification Exam Fast!

Everything you need to prepare, learn & pass your certification exam easily.

365 days free updates. First attempt guaranteed success.

15+
YEARS IN BUSINESS

53697+
SUCCESSFUL CASES

53207+
SATISFIED CLIENTS





53297+
THE NUMBER OF CONSULTING

TRY BEFORE YOU BUY

Download a free sample of any of our exam questions and answers

- ✓ 24/7 customer support, Secure shopping site
- ✓ Free One year updates to match real exam scenarios
- ✓ If you failed your exam after buying our products we will refund the full amount back to you.



-  **365 Days Free Updates**
Free update is available within 365 days after your purchase. After 365 days, you will get 50% discounts for updating.
-  **Security & Privacy**
We respect customer privacy. We use McAfee's security service to provide you with utmost security for your personal information & peace of mind.
-  **Instant Download**
After Payment, our system will send you the products you purchase in mailbox in a minute after payment. If not received within 2 hours, please contact us.
-  **Money Back Guarantee**
Full refund if you fail the corresponding exam in 60 days after purchasing. And Free get any another product.

<http://www.examboosts.com/>

Reliable & Efficient Test Practice Questions to Satisfy All Candidates

Exam : **599-01**

Title : Riverbed Certified Solutions
Professional - Storage Delivery

Vendor : Riverbed

Version : DEMO

NO.1 What information is needed to configure a Granite Edge in the Granite Core?

- A. Granite Edge Identifier.
- B. IP address of the Granite Edge.
- C. Primary IP address of the Granite Edge.
- D. Granite Edge IQN (iSCSI Qualified Name).
- E. In-path IP address of Granite Edge.

Answer: A

NO.2 The term for "fixing" a LUN's blocks in blockstore so that they may not be ejected via LRU is:

- A. Pinning
- B. Prepop
- C. Snapshot
- D. Online

Answer: A

NO.3 In a solution where Granite appliance is providing projected LUNs to the branch office the Granite Edge is considered what?

- A. ESXi server and LUN
- B. MPIO initiator
- C. iSCSI target
- D. iSCSI initiator

Answer: C

NO.4 Configuring MPIO allows a storage array to:

- A. Process block storage faster.
- B. Have multiple protocol access.
- C. Have redundant paths
- D. Fix the IO block length to a certain size.
- E. Use 9K MTU's.

Answer: C

NO.5 On a NetApp Filer, which of the following licenses are required to integrate the FAS appliance with Granite appliance (including VSS consistent Snapshot functionality)? (Select 2)

- A. SnapMirror License
- B. FlexClone License
- C. SnapDrive License
- D. iSCSI License
- E. SnapVault License
- F. Snapshot License

Answer: B,D

NO.6 Which mechanisms can cause Whitewater appliance replication to pause or effect the optimization service? (Select 4)

- A. Cloud provider outage.
- B. Backup application crash.
- C. WAN outage.
- D. Whitewater bandwidth settings.
- E. Incorrect cloud provider credentials.

Answer: A,C,D,E

NO.7 A Whitewater appliance v.3.0 can be upgraded from which previous versions of Whitewater operating system (WWOS)? (Select 3)

- A. WWOS v1.x
- B. WWOS v2.0
- C. WWOS v2.1
- D. WWOS v2.1.1

Answer: B,C,D